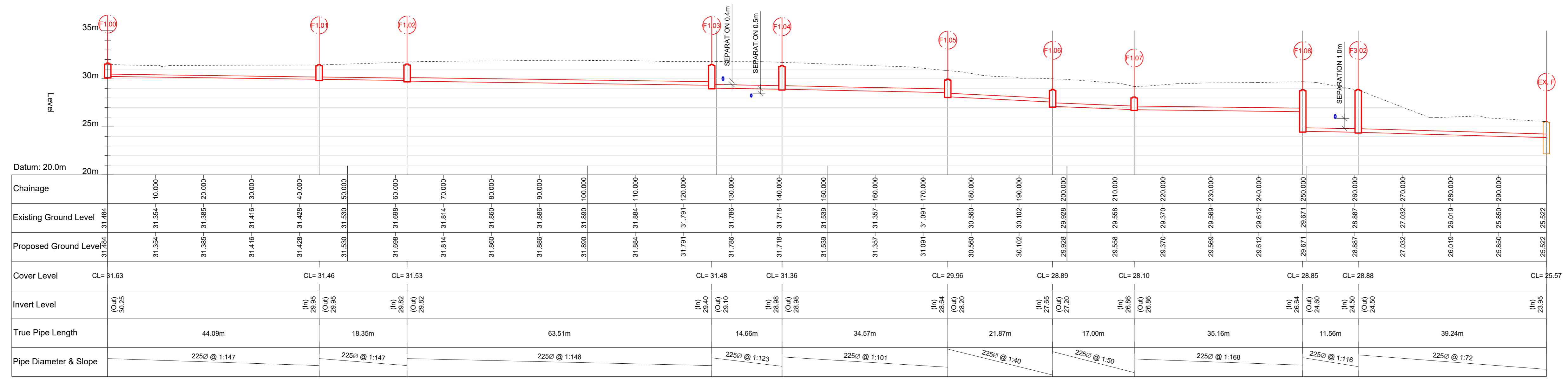
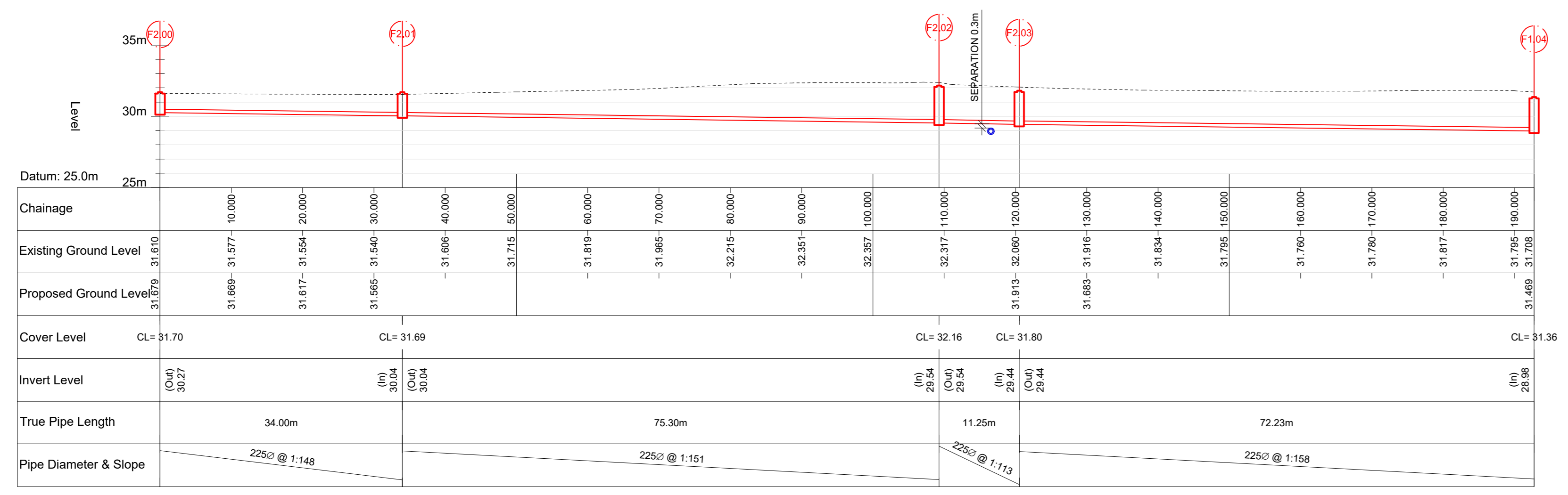


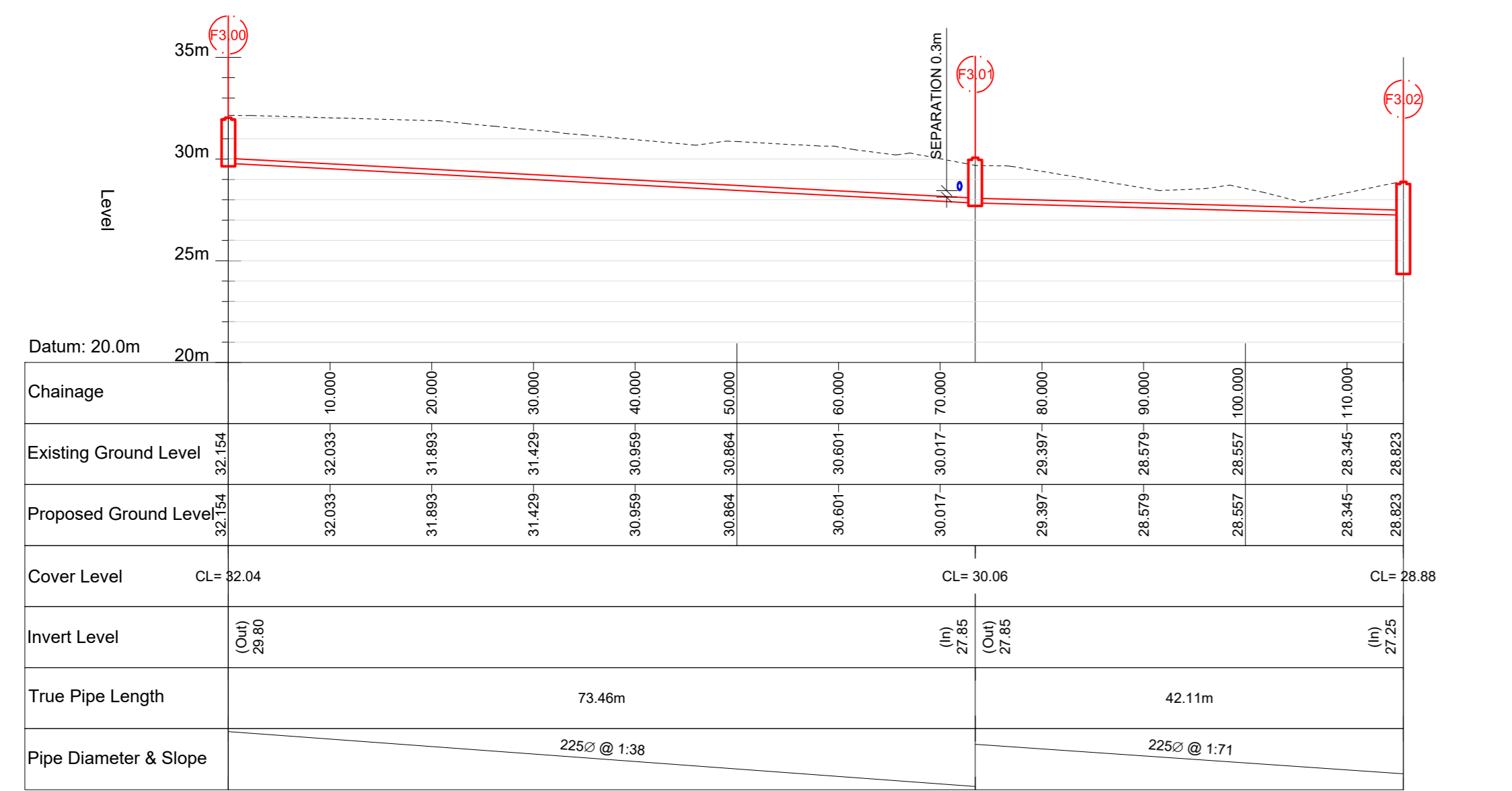
- 1. THIS DRAWING IS TO BE READ IN CONJUNCTION WITH ALL ENGINEERS & ARCHITECTS DRAWINGS FIGURED DIMENSIONS ONLY (NOT SCALING) TO BE USED. WHERE A CONFLICT OF INFORMATION EXISTS OR IF IN ANY DOUBT - ASK.
- 2. CONSULTANTS TO BE INFORMED IMMEDIATELY OF ANY DISCREPANCIES BEFORE WORK PROCEEDS.



F1 SECTION
 SCALE @ A0: H=1:500, V=1:250
 SCALE @ A2: H=1:1000, V=1:500



F2 SECTION
 SCALE @ A0: H=1:500, V=1:250
 SCALE @ A2: H=1:1000, V=1:500



F3 SECTION
 SCALE @ A0: H=1:500, V=1:250
 SCALE @ A2: H=1:1000, V=1:500

ISSUE	DATE	DESCRIPTION	DRG	P.E.	CHECK
PL6	22.08.21	ISSUED FOR PLANNING			
PL5	28.05.21	ISSUED FOR PLANNING			
PL4	18.03.21	ISSUED FOR PLANNING			
PL3	18.02.21	ISSUED FOR PLANNING			
PL2	30.10.20	RE-ISSUED FOR I.W. APPROVAL			
PL1	24.04.20	ISSUED FOR I.W. APPROVAL			

PLANNING

BM Dublin Office
 Sandwith House, 33-34 Lower Sandwith Street, Dublin 2, Ireland
 Tel: 01 472 2000 Fax: 01 472 2164

BARRETT MANDRY London Office
 12 Mill Street, London SE1 2AY, United Kingdom
 Tel: (0)44 084 5413 2722

Consulting Engineers, Civil, Structural, Project Management & -rail, Intelligence & Web, www.bm.co.uk

The Institution of Structural Engineers **ACEI**

CLIENT	GREEN URBAN LIVING N11 LTD.		
PROJECT TITLE	WYATTVILLE PARK BTR, LOUGHLINSTOWN, CO. DUBLIN	BM PROJECT No.	19.207
MODEL REFERENCE	19207-BM-C3D-M-DRAINAGE	MODEL REV.	SCALE AS SHOWN
DRAWING TITLE	PROPOSED DRAINAGE LAYOUT - FW SECTIONS		
DRAWING No.	LOU-BMD-00-ZZ-DR-C-1101	DATE	PL6