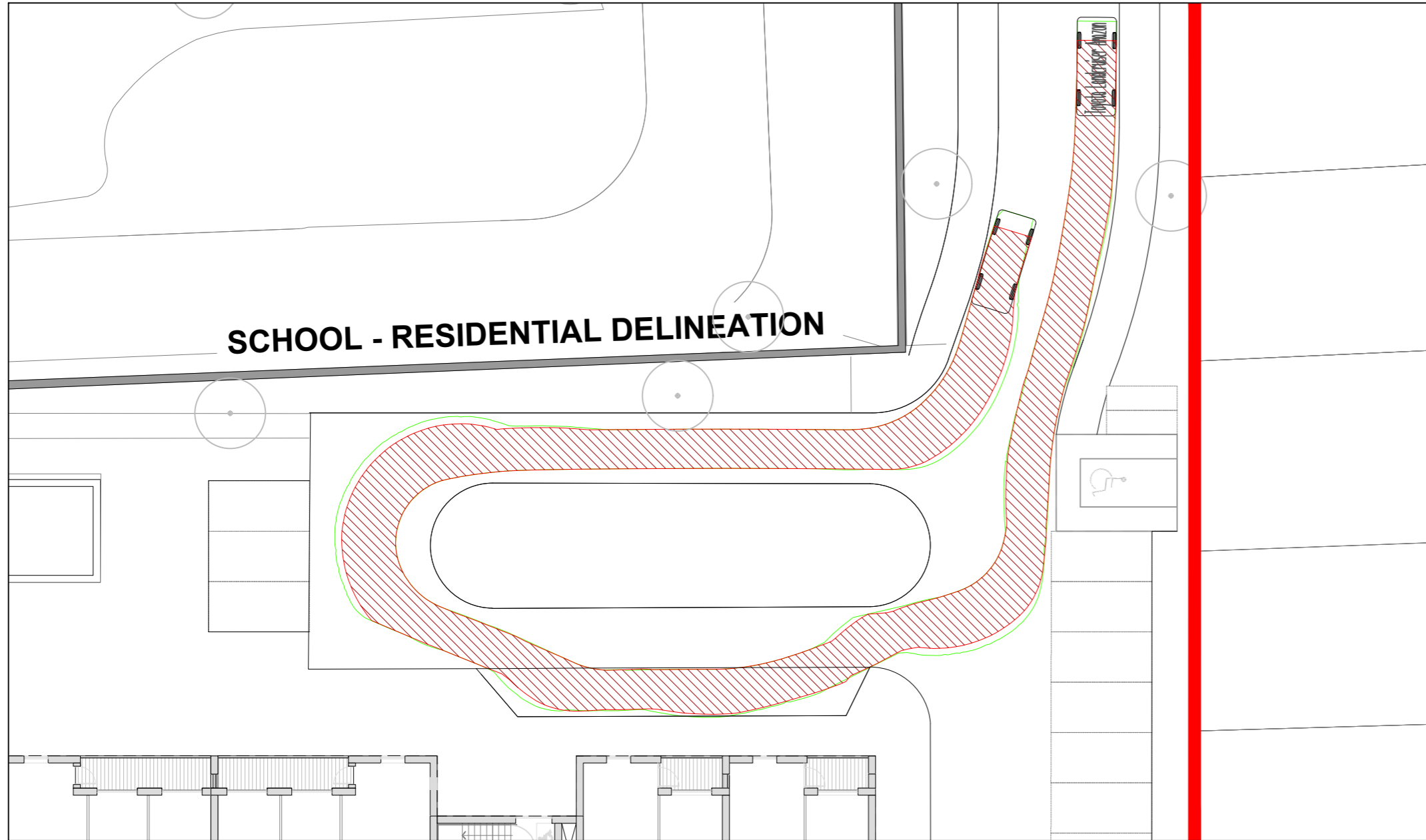


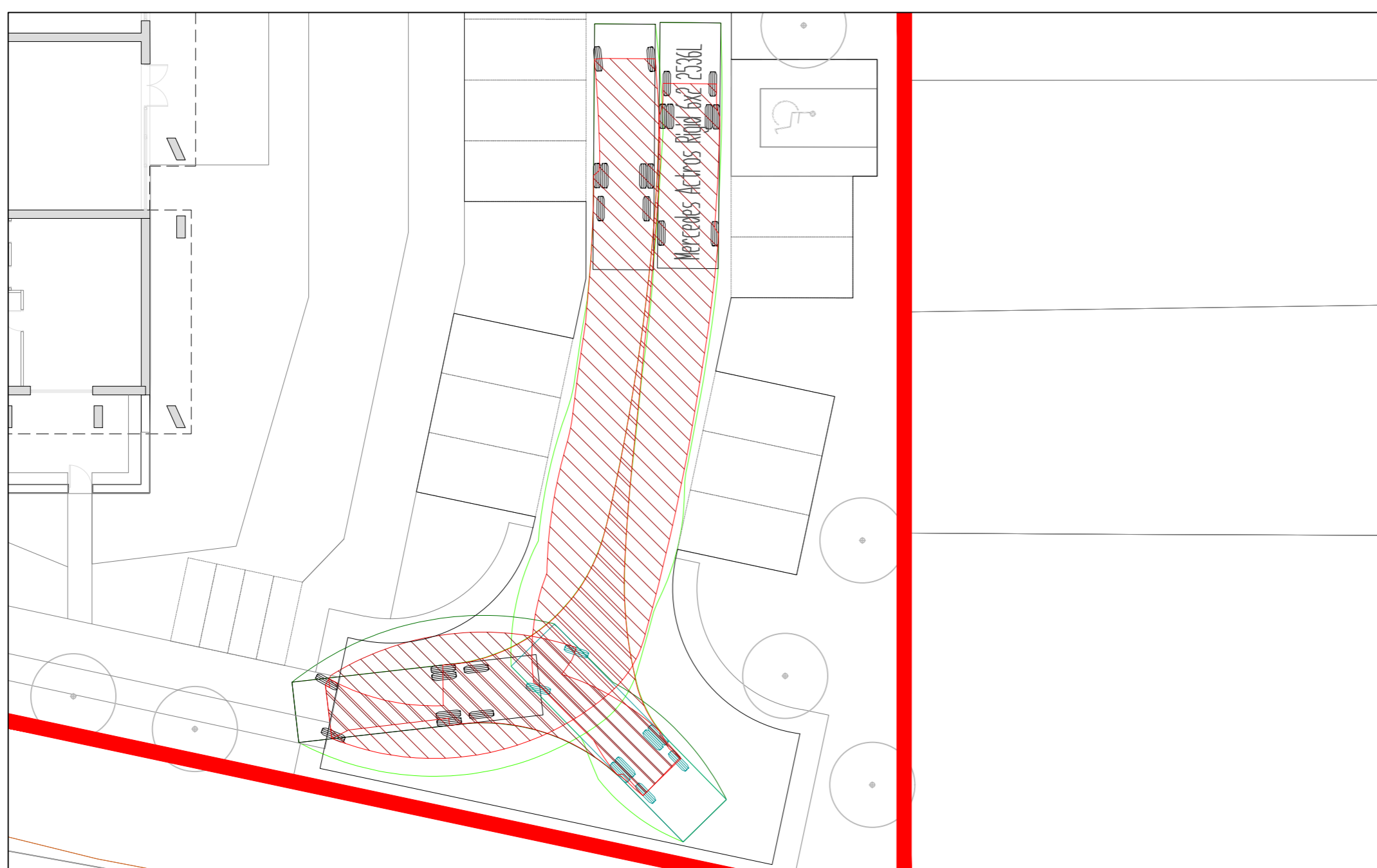
**FIG.1 LARGE DELIVERY VAN ENTERING/EXITING CAFE/CRECHE AREA**  
SCALE @ A1: 1:200  
SCALE @ A3: 1:400



**FIG.2 PRIVATE SUV ENTERING/EXITING CAFE/CRECHE AREA**  
SCALE @ A1: 1:200  
SCALE @ A3: 1:400



**FIG.3 REFUSE VEHICLE TURNING AT TURNING HEAD**  
SCALE @ A1: 1:200  
SCALE @ A3: 1:400



**FIG.4 FURNITURE REMOVAL TRUCK TURNING AT TURNING HEAD**  
SCALE @ A1: 1:200  
SCALE @ A3: 1:400

**NOTES**

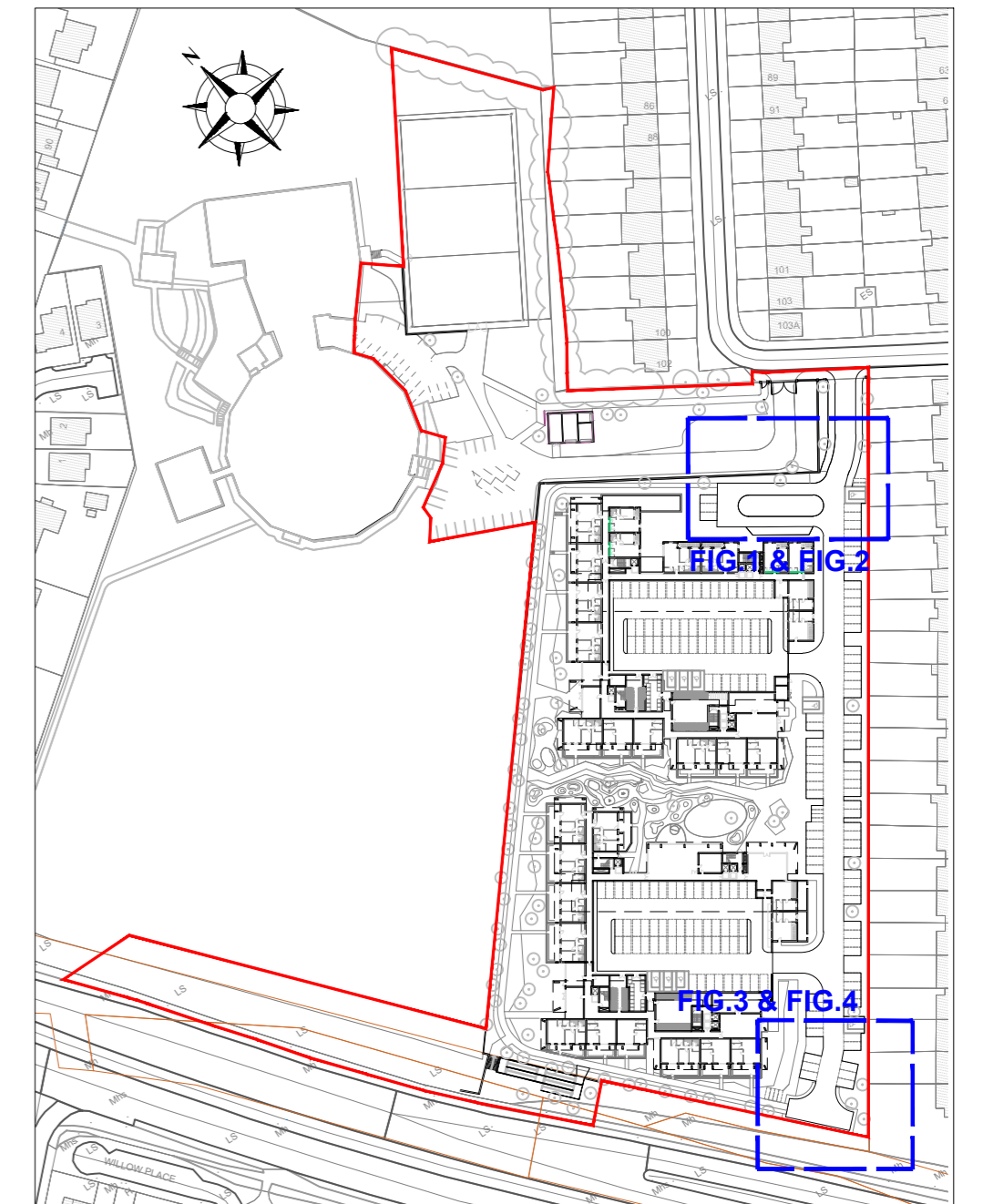
- THIS DRAWING IS TO BE READ IN CONJUNCTION WITH ALL ENGINEERS & ARCHITECT'S DRAWINGS FIGURED DIMENSIONS ONLY (NOT SCALING) TO BE USED, WHERE A CONFLICT OF INFORMATION EXISTS OR IF IN ANY DOUBT - ASK.
- CONSULTANTS TO BE INFORMED IMMEDIATELY OF ANY DISCREPANCIES BEFORE WORK PROCEEDS.

Toyota Landcruiser Anazon  
Overall Length 4.890m  
Overall Width 1.940m  
Overall Body Height 1.930m  
Min Body Ground Clearance 1.920m  
Track Width 1.920m  
Lock-to-lock time 4.00s  
Curb to Curb Turning Radius 5.900m

Iveco Van Daily 35S 12/14/18 (w/b 3.95m)  
Overall Length 7.02m  
Overall Width 2.35m  
Overall Body Height 2.35m  
Min Body Ground Clearance 2.35m  
Track Width 2.35m  
Lock-to-lock time 6.00s  
Curb to Curb Turning Radius 6.550m

DB32 Refuse Vehicle  
Overall Length 7.900m  
Overall Width 2.400m  
Overall Body Height 3.180m  
Min Body Ground Clearance 3.180m  
Max Track Width 3.180m  
Lock-to-lock time 6.40s  
Curb to Curb Turning Radius 9.60m

Mercedes Actros Rigid 6x2 2536L  
Overall Length 10.100m  
Overall Width 2.494m  
Overall Body Height 3.455m  
Min Body Ground Clearance 3.455m  
Max Track Width 3.455m  
Lock-to-lock time 5.06s  
Wall to Wall Turning Radius 10.100m



**KEY PLAN**  
SCALE @ A1: 1:2000  
SCALE @ A3: 1:4000

| ISSUE | DATE     | DESCRIPTION         | DRN | P/E | F.D. |
|-------|----------|---------------------|-----|-----|------|
| PL3   | 22.06.21 | ISSUED FOR PLANNING | SM  | SM  | MH   |
| PL2   | 28.05.21 | ISSUED FOR PLANNING | SM  | SM  | MH   |
| PL1   | 18.03.21 | ISSUED FOR PLANNING | SM  | SM  | MH   |

DRAWING STAGE **PLANNING**

**BM** Dublin Office: Sandwith House, 52-54 Lower Sandwith Street, Dublin 2, Ireland. Tel: (01) 677 3200 Fax: (01) 677 3164  
London Office: 12 Mill Street, London SE1 2AY, United Kingdom Tel: (0044) 20 3750 3530  
BARRIETT MAHONY  
Consulting Engineers, Civil / Structural / Project Management. E-mail: bmca@bmca.ie Web: www.bmca.ie

CLIENT **GREEN URBAN LIVING N11 LTD.**

PROJECT TITLE **WYATTVILLE PARK BTR, LOUGHLINSTOWN, CO. DUBLIN** BM PROJECT No. **19.207**

MODEL REFERENCE - MODEL REV. - SCALE 1:200 / 1:2000

DRAWING TITLE **VEHICLE TRACKING FOR A DIFFERENT RANGE OF VEHICLES.**

DRAWING No. **LOU-BMD-00-ZZ-DR-C-1011** ISSUE **PL3**